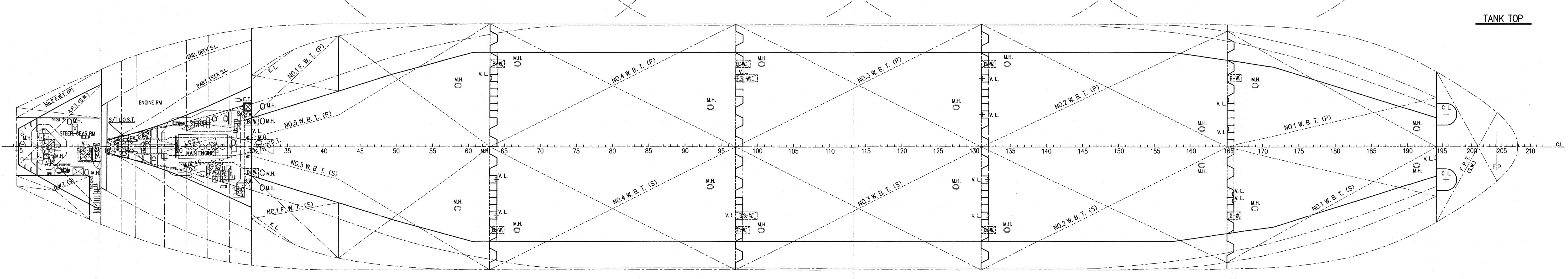
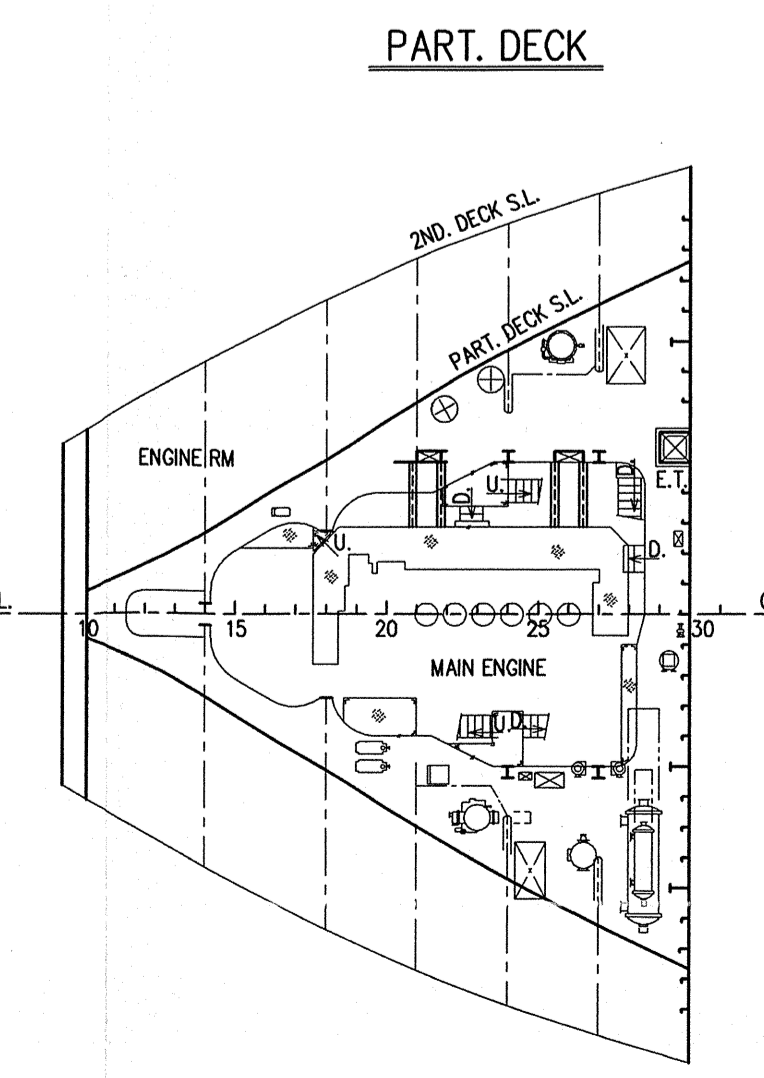
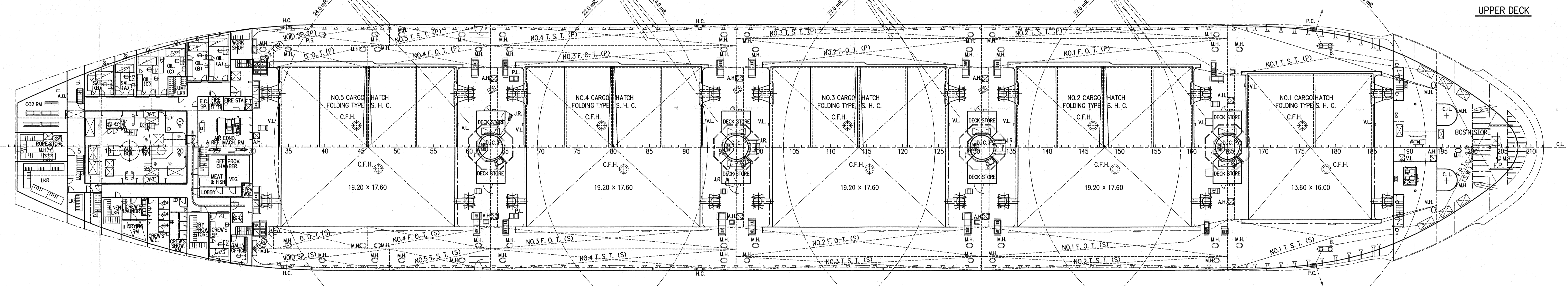
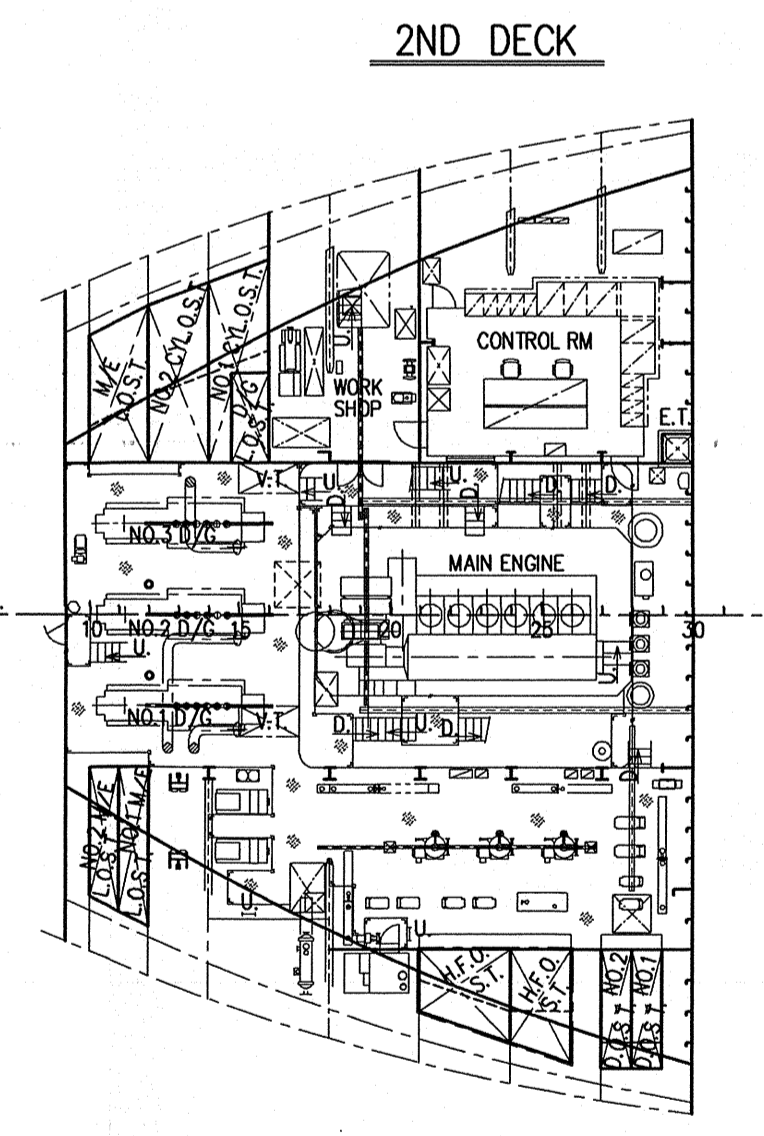
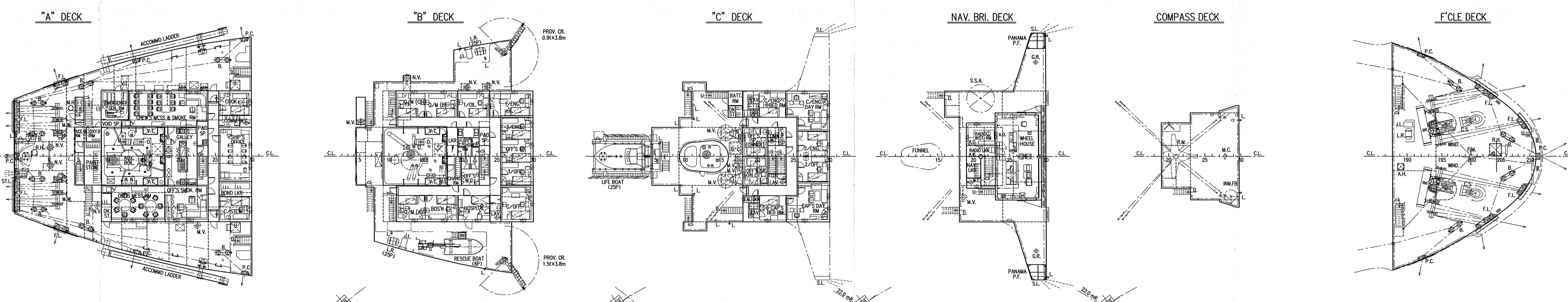
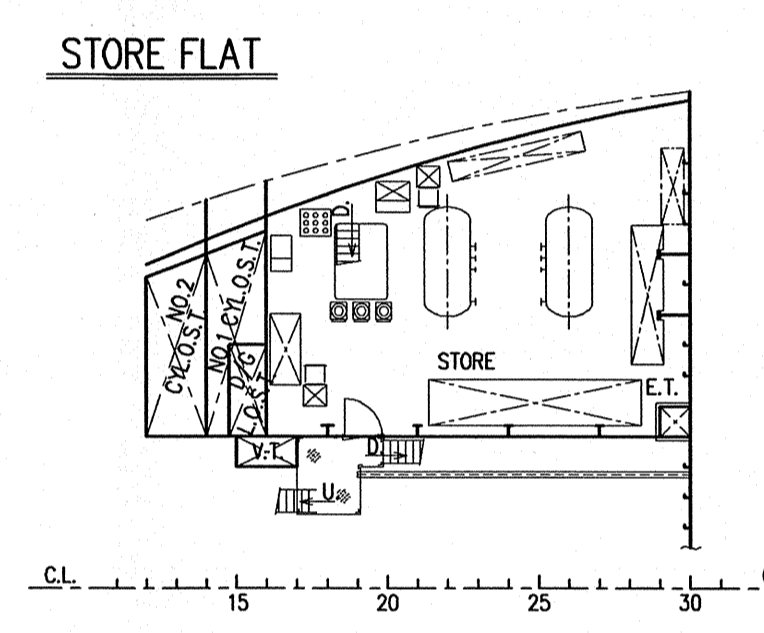
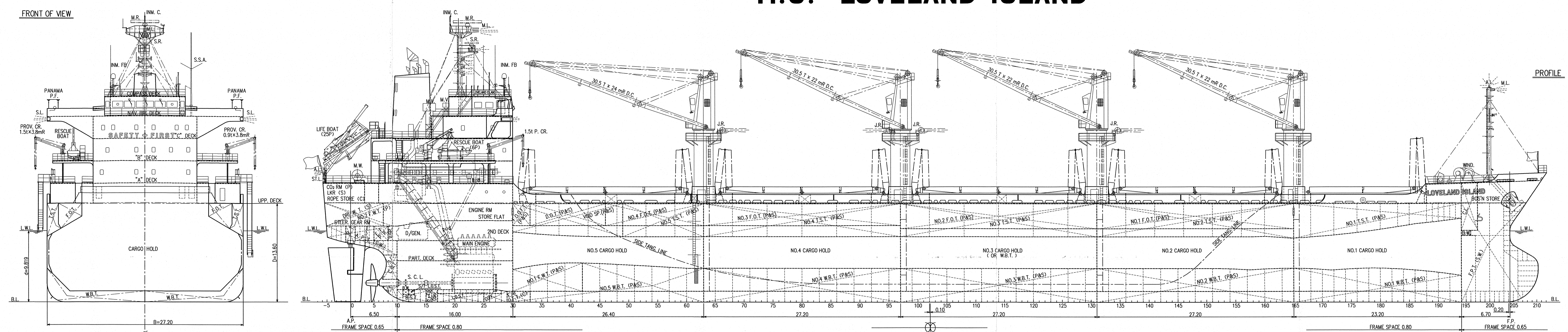


GENERAL ARRANGEMENT SCALE 1:200

M.S. LOVELAND ISLAND



PRINCIPAL PARTICULARS	
LENGTH (O.A.)	169.37 m
LENGTH (B.P.)	160.40 m
BREADTH (M.D.)	27.20 m
DEPTH (M.D.)	13.60 m
DRAUGHT (EXT.)	9.819 m
DEADWEIGHT	28,316 MT
GROSS TONNAGE (I.C.T.M.)	17,019
NET TONNAGE (I.C.T.M.)	10,108
MAIN ENGINE	MAGTA-MITSUBI-MAN B & W 6S42MC (MARK V) x 1 set
MAXIMUM OUTPUT	5,850 kw (7,953 ps) x 129 rpm
NORMAL OUTPUT	4,970 kw (6,757 ps) x 122 rpm
HOLD CAPACITY : (GRAIN)	(85% M.C.R.) 37,303.63 m ³
(BALE)	35,742.83 m ³
SPEED	(d = 9.70 m M.D., 85 %MCR with 15 %S.M.) obt. 14.0 knots
TRIAL MAX.	16.303 knots
CLASS	NIPPON KAI KYOKAI (NK)
CLASSIFICATION CHARACTERS	NK NS * (BC-A, BC-XI, GRAB) (ESP) and MNS *
INSTALLATION CHARACTERS	CHG. MPP, LSA, REF, AFS
DESCRIPTIVE NOTE	STRENGTHENED FOR HEAVY CARGO LOADING WHERE HOLDS NOS. 2 & 4 MAY BE EMPTY

COMPLEMENT			
DECK PART	ENGINE PART	BUSINESS PART	
CAPTAIN	1 CHIEF ENGINEER	1	
CHIEF OFFICER	1 1ST ENGINEER	1	
2ND OFFICER	1 2ND ENGINEER	1	
3RD OFFICER	1 3RD ENGINEER	1	
BOATSWAIN	1 NO.1 OILER	1 CHIEF STEWARD	1
QUARTER MASTER	3 OILER	4 COOK	1
SAILOR	2		
TOTAL NUMBER OF OFFICER CLASS		8	P.
TOTAL NUMBER OF CREW CLASS		13	P.
OFFICER'S SPARE (JUNIOR OFFICER CLASS)		1	P.
CREW'S SPARE (RATING CREW CLASS)		1	P.
OFFICER'S SPARE (OWNER)		1	P.
OFFICER'S SPARE (PILOT)		1	P.
GRAND TOTAL		25	P.

CAUTION
THIS DRAWING OR DOCUMENT IS THE PROPERTY OF IMABARI SHIPBUILDING CO., LTD.
REPRODUCING, COPYING, UTILIZATION FOR PURPOSES OTHER THAN AGREED, DISCLOSURE TO A THIRD PARTY, ARE STRICTLY SUBJECT TO PRIOR WRITTEN AGREEMENT BY IMABARI SHIPBUILDING CO., LTD.

LADY DIMINE

FINISHED PLAN			
CON-FERRED	IMABARI DESIGN GROUP BASIC DESIGN TEAM		
APPROVED	T. Masita		
CHECKED	S. Egucanaka		
DRAWN	H. Nakata		
SHIP NO.	S-739	CLASS	NK
SCALE	1/200	DWG. NO.	C-0200
IMABARI SHIPBUILDING CO., LTD.	IMABARI SHIPYARD	DATE	October 13, 2010

M.S. "LOVELAND ISLAND"
IMO 9573957
GENERAL ARRANGEMENT