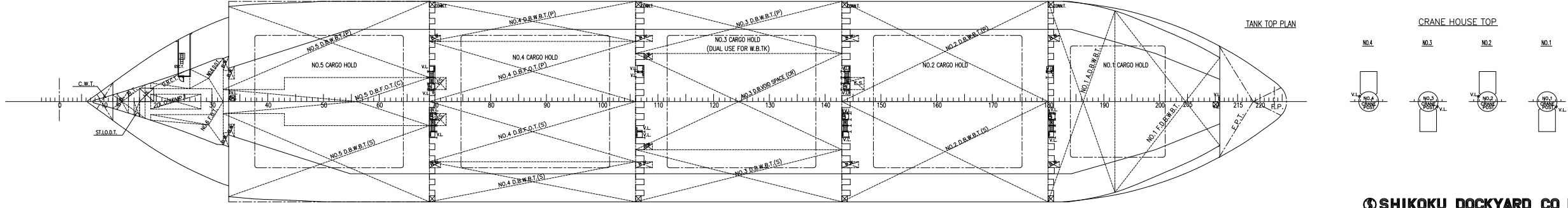
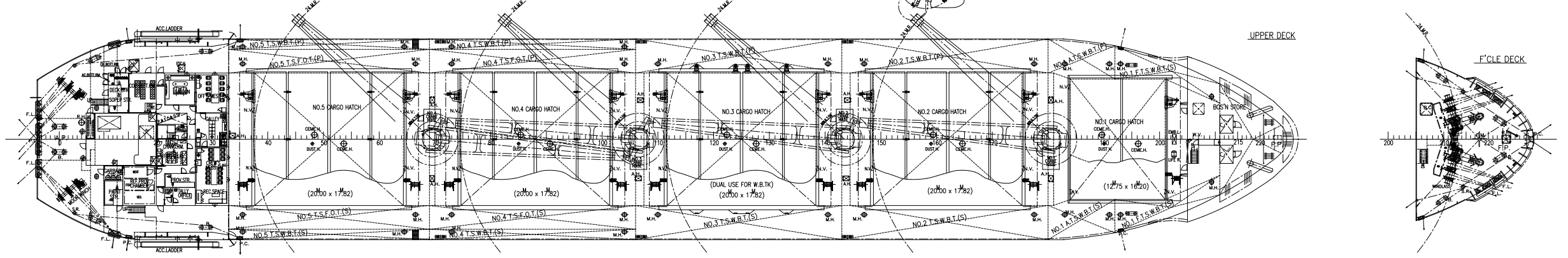
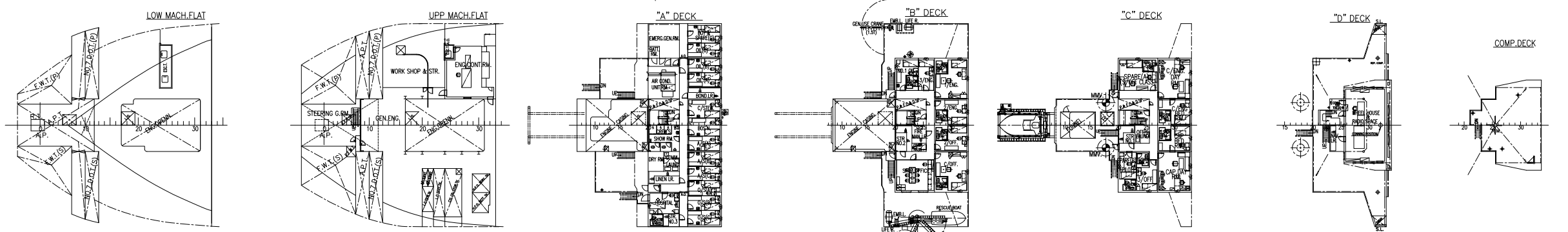
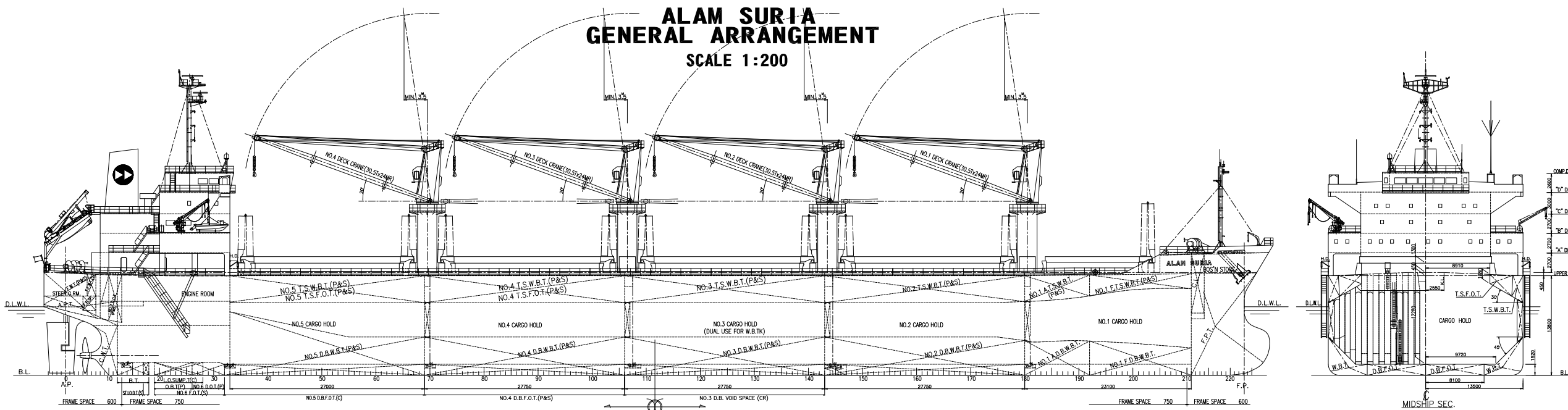


**ALAM SURIA
 GENERAL ARRANGEMENT
 SCALE 1:200**



PRINCIPAL PARTICULARS			
1. PRINCIPAL DIMENSION		L & SPREAD	
LENGTH (O.A.)	170.70 m	PERM. LOAD CONDITION AT C.S.R. WITH 10% S.M.	
LENGTH (P.P.P.)	163.50 m	AT DESIGN DRAFT (d=9.5m)	est. 14.25kmeta
BREADTH (M.L.B.)	27.00 m		
DEPTH (M.L.B.)	13.60 m		
SUMMER DRAFT (M.L.B.)	9.70 m	6. COMPLIMENT	
2. TONNAGE CLASS		CAPTAIN	1 CH/DWG. 1
GROSS TONNAGE	17,986	CH/OFF	1 1/2/DWG. 1
CLASS	IN KUMONIC-LIC-BULCARR (ESP/IMP/INT)	S/OFF	1 2/DWG. 1
	Strength for heavy cargo loading when hold No. 2M may be empty	OFFICER TOTAL	8P
3. HEADWEIGHT		BOS'N	1 NO. 1 OIL. 1 C/STREW. 1
HEADWEIGHT	29,077 tonnes	A/S	3 OILBR. 3 BOY 1
		O/S	3
4. MAIN ENGINE		CREW TOTAL	13P
TYPE & NO.	MITSUBISHI MAN B&W 6S40C x 1387	SPARE S/OFF	1 3/OFF (PILOT) 1
M.C.R.	6,150kW x 136 rpm	RATING	1
C.S.R.	5,200kW x 128.8 rpm	OTHER TOTAL	3P
(B&W M.C.E.)		GRAND TOTAL	24P

This drawing/specification/document is the property of Shikoku Dockyard Co., Ltd. Without our permission in writing, it may not be shown, lent, copied or sold to any other party, or be used in any other way for purposes not specified by mutual agreement.

FINAL DRAWING

SHIKOKU DOCKYARD CO. LTD.

DESIGN DEPARTMENT	I#00#	I#00#	D.W.29.000 MT TYPE
APPROVED	S1070	GOO	BULK CARRIER
DESIGN GROUP	GENERAL ARRANGEMENT		
APPROVED			
CHECKED			
DRAWN			
DATE	6th. Jan. 2012	SCALE	DRAWING NO.
	1/200		G 0003